

Reformer

Rope Replacement

For video assembly
instructions, visit
[merrithew.com/
eq-assembly](https://merrithew.com/eq-assembly)




Please review this important **assembly** and **warranty** information about your replacement Merrithew™ equipment parts and keep it handy for future reference.


Replacing Retractable Ropes

Important: Read full instructions before beginning.

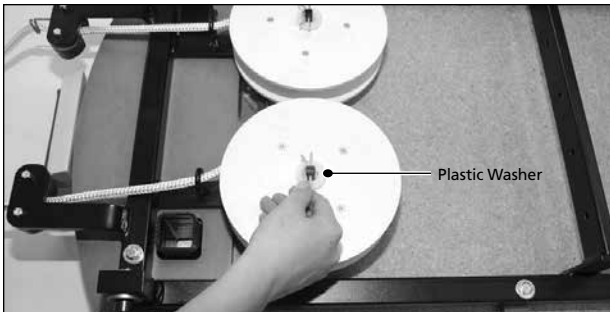
For step-by-step video instruction visit merrithew.com/eq-assembly




1. Remove the carriage and place face down on a blanket or soft surface. Find full instructions on page 22 of your Reformer Owner's Manual or view video online at merrithew.com/support/equipment-manuals-assembly




2. Locate rope housing reels on the underside of the carriage.




3. Pull out cotter pin and remove plastic washer from rope housing reel.



4. Remove rope housing reel from square shaft and uncoil rope.



5. Undo screw and separate from rope. Retain screw and cup washer. Discard the old rope.




6. Feed straight end of new rope through eyehook projecting from reel bracket. This is the end of the rope to use in step 7.

NOTE: Rope housing reels are black but shown here in white for clarity.

Required Tool




Phillips Screwdriver

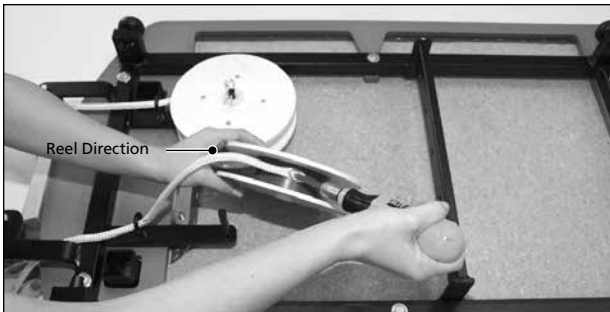


7. Place screw and cup washer directly in the center of replacement rope, 1/2" from the end and thread completely through rope.

NOTE: Screw must be placed exactly in the center of rope to create a secure and safe interlock with rope housing reel.




8. To determine the direction rope must coil, place empty reel on square shaft. Rotate reel in each direction. An audible clicking sound will indicate the correct direction to wind reel.



9. Remove reel. Place screw in the pre-drilled hole located on the grey plastic hub of reel and affix rope securely. Screw in completely without over-tightening.

NOTE: Rope should be attached to reel so it lies flat when reel turns in the correct direction.



10. Place reel back on square shaft and replace plastic washer. Secure cotter pin so middle curve fits over square shaft.



11. Wind rope around rope housing reel so rope lays flat against hub. There should be some resistance on reel and you should hear clicking as spring mechanism engages. Recoil full length of rope.



12. Before replacing carriage, wipe rollers and inside of aluminum rails (c-channels) with a soft damp cloth. *Find full instructions on page 23 of the Reformer Owner's Manual or view video online at merrithew.com/support/equipment-manuals-assembly*

See page 10 of the Reformer Owner's Manual to reset and adjust ropes to desired length.

Warranty

Merrithew™ warrants that all new equipment is free of manufacturing defects in workmanship and materials, subject to the terms below. This warranty becomes effective at the invoice date of the original purchase. Parts repaired or replaced under the terms of this warranty will be warranted for the remainder of the original warranty period.

It is the purchaser's responsibility to notify the Company of any change of contact information. This ensures, that in the unlikely event of a replacement or safety notice, we are able to contact you immediately.

This warranty applies to equipment only:

- While it remains in the possession of the original purchaser and proof of purchase is demonstrated
- If claims are made within the part-specific warranty period
- If upgrades are made as required by Merrithew

This warranty shall be null and void if:

- **Equipment failure is a result of improper assembly, installation or maintenance**
- **The equipment is used for any other purpose other than as intended, or is stored or used outdoors, or in environments without adequate climate/humidity controls**
- **Equipment has been subjected to accident, misuse, abuse, improper service, or any modification not authorized by Merrithew**

This warranty does not cover damage to the finish of any equipment nor shipping charges, customs clearance fees (if applicable), or any costs incurred in installing repaired or replacement parts shipped under the provisions of this warranty.

One (1) Year Limited Warranty on traditional or retractable ropes.

Disclaimer of Implied Warranties and Limitation of Remedies

Repair or replacement of defective parts is your exclusive remedy under the terms of this limited warranty. In the event of parts availability issues, Merrithew will not be responsible for any consequential or incidental damages arising from the breach of either this limited warranty or any applicable implied warranty, or for failure or damage resulting from acts of nature, improper care and maintenance, accident, alteration, replacement of parts by anyone other than Merrithew, misuse, transportation, abuse, hostile environments (inclement weather, acts of nature), improper installation or installation not in accordance with local codes or printed instructions.

This limited warranty is the sole express warranty given by Merrithew. No product performance, specification or description wherever appearing is warranted by Merrithew except to the extent set forth in this limited warranty. Any implied warranty protection arising under the laws of any state, province or territory including implied warranty of merchantability or fitness for a particular purpose, or use, is hereby limited in duration to the duration of this limited warranty.

Neither distributors, dealers, web resellers, nor the retailers selling this product have any authority to make any additional warranties or to promise remedies in addition to, or inconsistent with those stated above. Merrithew's maximum liability, in any event, shall not exceed the purchase price of the product paid by the original purchaser.

IMPORTANT

Please keep this guide in a safe place.

If you have questions, issues or are missing parts:

Please contact customer@merrithew.com

416.482.4050 | 1.800.910.0001 | 0800.328.5676 UK | ext. 288



2200 Yonge Street, Suite 500, Toronto, Ontario, Canada M4S 2C6
416.482.4050 | 1.800.910.0001 | 0800.328.5676 UK | ext. 288
customer@merrithew.com | merrithew.com